




**PURAN MURTI**  
**CAMPUS**

A Unit of Puran Murti Educational Society

Approved by AICTE

Affiliated to Haryana State Board of Technical Education, Panchkula



# **Curriculum for Diploma Programme in CIVIL ENGINEERING**

## **FIRST YEAR ( Civil Engineering)**

Campus:

Puran Murti Campus

Kami Road, Sonapat (Delhi-NCR), Haryana - 131001, India

Contact no.:7438900900

Website: [www.puranmurti.com](http://www.puranmurti.com)

E-mail: [info@puranmurti.com](mailto:info@puranmurti.com)



Sr. No.	SUBJECTS	STUDY SCHEME HOURS / WEEK			CREDIT	MARKS IN EVALUATION SCHEME									Total Marks of Internal & External
						INTERNAL ASSESSMENT			EXTERNAL ASSESSMENT						
		L	T	P		Th	Pr	Tot	Th	Hrs	Pr	Hrs	Tot		
1.1*	English	2	-	2	6	40	25	65	60	3	50	3	110	175	
1.2*	Applied Mathematics	3	1	-	7	40	-	40	60	3	-	-	60	100	
1.3*	Applied Physics	2	1	2	7	40	25	65	60	3	50	3	110	175	
1.4*	Applied Chemistry	2	-	1	5	40	25	65	60	3	50	3	110	175	
1.5*	Applied Mechanics	2	-	2	6	40	25	65	60	3	50	3	110	175	
1.6*	Environmental Studies	2	-	1	5	40	25	65	60	3	50	3	110	175	
1.7*	Engg. Graphics	-	-	3	3	40	25	65	60	3	25 (viva)	3	85	150	
1.8*	Information Technology	-	-	2	2	-	50	50	-	-	50	3	50	100	
1.9*	Internet of Things & Artificial Intelligence	-	-	2	2	-	50	50	-	-	100	3	100	150	
1.10*	General Workshop Practice	-	-	3	3	-	50	50	-	-	50	3	50	100	
#	Student Centered Activities(SCA)	-	-	2	2	-	25	25	-	-	-	-	-	25	
Total		13	02	20	48	280	325	605	420	-	475	-	895	1500	

\*Common with other diploma programmes

# SCA will comprise of co-curricular activities like extension lectures, games, hobby clubs, seminars, declamation contests, educational field visits, N.C.C., N.S.S., Cultural Activities and Disaster management etc.



**PURAN MURTI**  
**CAMPUS**

A Unit of Puran Murti Educational Society

Approved by AICTE

Affiliated to Haryana State Board of Technical Education, Panchkula

# **FIRST YEAR** **(Annual System)**



**ENGLISH****L T P**  
**2 - 2****RATIONALE**

Knowledge of English Language plays an important role in career development. This subject aims at introducing basic concepts of communication besides laying emphasis on developing listening, speaking, reading and writing skills as parts of Communication Skill.

**LEARNING OUTCOMES**

After undergoing the subject, the students will be able to:

- Understand the importance of good communication
- Describe process of communication.
- Explain, Compare and re-write the types of communication
- Identify and match the parts of speech
- Rewrite sentences correctly
- Modify sentences and relate them with real life situations.
- Reproduce and match words and sentences in a paragraph.
- Re-write the sentences according to given situation.
- Relate and use various words using proper vocabulary and grammar.
- Write the various types of paragraphs, notices and composition on picture with appropriate format.

**DETAILED CONTENTS****1. Basics of Communication (06 Hrs)**

Definition and process of communication

Types of communication – Verbal (Listening, Speaking, Reading and Writing) and Non-verbal

**2. Functional Grammar (22 Hrs)**

Noun and Pronoun

Punctuation

Preposition

Conjunction

Tenses (verb (Main verb and Auxiliary verb)

**3. Reading Skills (12 Hrs)**

Unseen passage for comprehension. Based upon the passage, following aspects may be covered

- Questions from the passage
- One-word substitution
- Prefixes and Suffixes
- Antonyms and Synonyms etc.



Section	Percentage of syllabus to be covered	Units to be covered	Type of assessment	Weightage of Marks	Pass Percentage
---------	--------------------------------------	---------------------	--------------------	--------------------	-----------------

#### 4. Writing skills

(30 Hrs)

Correspondence – Business and official  
Notice, including Press Releases  
Memos  
Circular  
Basics of Report Writing  
Resume Writing  
Writing E-mail  
Paragraph writing  
Picture composition

#### LIST OF PRACTICALS

1. Listening Exercises
2. Self and Peer Introduction
3. Debate
4. Situational Conversations: Offering - Responding to offers; Requesting – Responding to requests; Congratulating; Expressing sympathy and condolence; Apologizing and Forgiving; Complaining; Warning; Asking and giving information; Getting and giving permission; Asking for and giving opinions; Talking about likes and dislikes
5. Just a minute sessions – Extempore
6. Group Discussion
7. Newspaper reading
8. Mock Interviews: Telephonic and Personal

#### INSTRUCTIONAL STRATEGY

Student should be encouraged to participate in role play and other student centered activities in class room and actively participate in listening exercises

#### MEANS OF ASSESSMENT

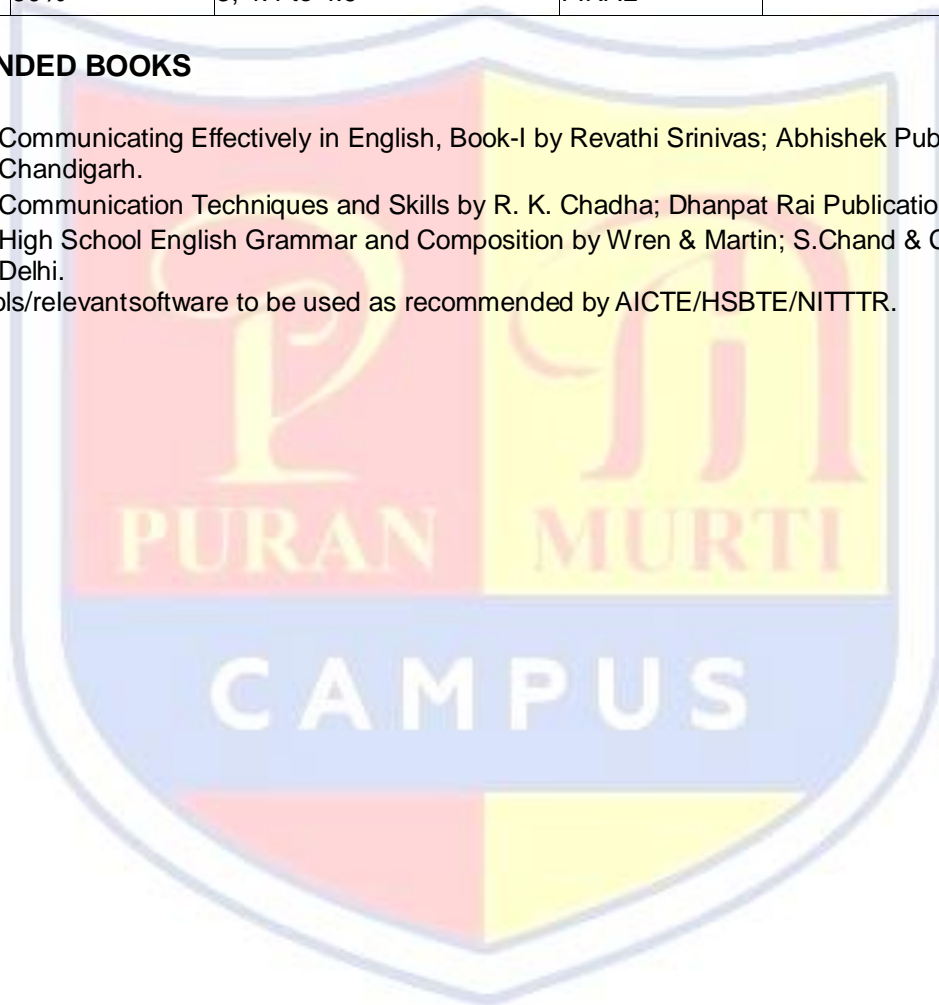
- Assignments and quiz/class tests, mid-term and end-term written tests
- Actual practical work, exercises and viva-voce
- Presentation and viva-voce

<b>A</b>	20%	Unit 1.1, 2.1, 4.1	1 <sup>st</sup> Internal	40%	40% (Combined in internal & final assessment) with minimum 25% marks in final assessment)
<b>B</b>	20%	Unit 2.2, 4.2, 4.3	2 <sup>nd</sup> Internal		
<b>C</b>	60%	Unit 1.2, 2.3 to 2.5 , 3, 4.4 to 4.9	FINAL	60%	

## RECOMMENDED BOOKS

1. Communicating Effectively in English, Book-I by Revathi Srinivas; Abhishek Publications, Chandigarh.
2. Communication Techniques and Skills by R. K. Chadha; Dhanpat Rai Publications, New Delhi.
3. High School English Grammar and Composition by Wren & Martin; S.Chand & Company Ltd., Delhi.

E-books/e-tools/relevant software to be used as recommended by AICTE/HSBTE/NITTTR.





## APPLIED MATHEMATICS

<b>L</b>	<b>T</b>	<b>P</b>
<b>3</b>	<b>1</b>	<b>-</b>

### RATIONALE

Contents of this course provide fundamental base for understanding engineering problems and their solution algorithms. Contents of this course will enable students to use basic tools like logarithm, binomial theorem, partial fractions, matrices, t-ratios and co-ordinates for solving complex engineering problems with exact solutions in a way which involve less computational task. By understanding the logarithm, they will be able to make long calculations in short time and it is also a pre-requisite for understanding Calculus. Statistics is important for understanding of tolerances, quality assurance and quality control and it is also essential for data analysis.

### LEARNING OUTCOMES

After undergoing this course, the students will be able to:

- Apply complex number in engineering problems.
- Apply permutation and combination to count without actual counting.
- Apply permutation and combination to understand binomial theorem.
- Calculate the approximate value of roots of certain expressions in engineering problems by application of binomial theorem.
- Resolve rational functions to partial fractions for the use in Integral Calculus.
- Use matrices to provide solution to engineering problems.
- Solve different problems using trigonometry.
- Understand the geometric shapes used in engineering problems by Co-ordinate Geometry.
- Explore the idea of location, graph, and linear relationships between two variables.
- Compute slope, the equation of tangent and normal to a curve at a point using differentiation.
- Find maximum and minimum values of a function by application of differential calculus..
- Calculate simple integration by using concepts of integration.
- Find the velocity from acceleration and displacement from velocity using integration.
- Evaluate area under curves by using definite integrals
- Calculate the area under a curve and axes.
- Calculate the approximate area under a curve by applying numerical integration using Trapezoidal and Simpson's rules.
- Solve engineering and industrial problems using differential equations.
- Apply differential Equations and numerical methods for higher learning of mathematics and engineering applications.

## DETAILED CONTENTS

### 1. Algebra (30 Hrs)

- Law of Indices, Formula of Factorization and expansion i.e.  $(a+b)^2$ ,  $(a^3+b^3)$  etc.
- Partial fraction:- Definition of Polynomial fraction proper & improper fractions and definition of partial fractions. To resolve proper fraction into partial fraction with denominator containing non-repeated linear factors, only.
- Complex numbers: definition of complex number, real and imaginary parts of a complex number, Polar and Cartesian Form and their inter conversion, Conjugate of a complex number, modulus and amplitude, addition subtraction, multiplication and division of complex number.
- Logarithms and its basic properties
- Determinants and Matrices – Evaluation of determinants (up to 3 order) by Laplace method. Solution of equations (up to 3 unknowns) by Cramer's Rule. Definition of Matrices and types, addition subtraction and multiplication of Matrices (up to 2 order).
- Permutation, combination formula, Values of  ${}^nP_r$  and  ${}^nC_r$ .
- Binomial theorem for positive integral index, General term, simple problems

### 2. Trigonometry (14 Hrs)

- Concept of angle: measurement of angle in degrees, grades, radians and their conversions.
- T-Ratios of standard angle ( $0^\circ, 30^\circ, 45^\circ$  etc) and fundamental Identities, Allied angles (without proof) Sum, Difference formulae and their applications (without proof). Product formulae (Transformation of product to sum, difference and vice versa)
- Applications of Trigonometric terms in engineering problems such as to find an angle of elevation, height, distance etc.

### 3. Co-ordinate Geometry (12 Hrs)

- Point: Distance Formula, Mid Point Formula, Centroid of triangle and area of triangle.
- Straight line: Slope of a line, equation of straight line in various standards forms (without proof); (slope intercept form, intercept form, one-point form, two-point form, normal form, general form), angle between two straight lines.
- Circle: General equation of a circle and identification of centre and radius of circle. To find the equation of a circle, given:
  - \* Centre and radius
  - \* Coordinates of end points of a diameter

### 4. Differential Calculus (40 Hrs)

- Definition of function; Concept of limits (Introduction only) and problems related to four standard limits only.
- Differentiation of standard function (Only formulas), Differentiation of Algebraic function, Trigonometric functions, Exponential function, Logarithmic function
- Differentiation of sum, product and quotient of functions.
- Successive differentiation (up to 2nd order)
- Application of differential calculus in:
  - (a) Rate measures
  - (b) Maxima and minima



## 5. Integral Calculus

(28 Hrs)

- Integration as inverse operation of differentiation with simple examples.
- Simple standard integrals, Integrations by parts and related Simple problems
- Evaluation of definite integrals with given limits.

$$\text{of } \int_0^{\pi/2} \sin^n x \, dx, \quad \int_0^{\pi/2} \cos^n x \, dx, \quad \int_0^{\pi/2} \sin^m x \cos^n x \, dx$$

Using formulae without proof (m and n being positive integers only) using pre- existing mathematical models.

- Applications of integration: for evaluation of area under a curve and axes (Simple problems where the limits are given).
- Numerical integration by Trapezoidal Rule and Simpson's 1/3<sup>rd</sup> Rule using pre-existing mathematical models

## 6. Differential Equations

(04 Hrs)

Definition, order, degree and linearity, of an ordinary differential equation. Solution of 1<sup>st</sup> order and 1<sup>st</sup> degree differential equation by variable separable method (Simple problems)

## 7. Statistics

(12 Hrs)

- Measures of Central Tendency: Mean, Median, Mode
- Measures of Dispersion: Mean deviation from mean, Standard deviation
- Correlation coefficient and Coefficient of rank correlation (Simple problems)

## INSTRUCTIONAL STRATEGY

Activity based teaching and learning process using Mathematics lab consisting of physical models and computer based tools/software emphasizing Practice => Theory => Practice.

Basic elements of algebra, trigonometry and co-ordinate geometry can be taught in the light of their applications in the field of engineering and technology. By laying more emphasis on applied part, teacher can also help in providing a good continuing education base to the students. Students need to be taught the skills needed to use software tools built by experts through multiple problem solving based on the topics related to Algebra, Trigonometry and Coordinate Geometry that the industry requires. Examples to be used should be related to engineering. Students should be able to relate to the actual use of these examples and the way mathematical calculations will help them in doing their job.

## MEANS OF ASSESSMENT

- Assignments and quiz/class tests, mid-term and end-term written tests, model/prototype making

## RECOMMENDED BOOKS

1. Elementary Engineering Mathematics by BS Grewal, Khanna Publishers, New Delhi
2. Engineering Mathematics Vol. I & II by S Kohli, IPH, Jalandhar
3. Applied Mathematics, Vol. I & II by SS Sabharwal & Dr Sunita Jain, Eagle Parkashan, Jalandhar
4. Engineering Mathematics, Vol I, II & III by V Sundaram et al, Vikas Publishing House (P) Ltd., New Delhi
5. Engineering Mathematics, Vol I & II by SS Sastry, Prentice Hall of India Pvt. Ltd.,
6. Applied Mathematics I, by Archana Sharma, Lords Publications, Jalandhar.
7. Engineering Mathematics by Srimanta Pal and Subodh C. Bhunia; Oxford University Press, New Delhi



8. E-books/e-tools/relevant software to be used as recommended by AICTE/HSBTE/NITTTR.

**Websites for Reference:**

<http://swayam.gov.in>

Section	Percentage of syllabus to be covered	Units to be covered	Type of assessment	Weightage of Marks	Pass Percentage
A	20%	Unit 1	1 <sup>st</sup> Internal	40%	40%(Combined in internal & final assessment)with minimum 25% marks in final assessment)
B	20%	Unit 2,3	2 <sup>nd</sup> Internal		
C	60%	Unit 4,5,6,7	FINAL	60%	

## APPLIED PHYSICS

**L T P**  
**2 1 2**

### RATIONALE

Applied physics includes the study of a large number of diverse topics all related to things that go on in the world around us. It aims to give an understanding of this world both by observation and by prediction of the way in which objects will behave. Concrete use of physical principles and analysis in various fields of engineering and technology are given prominence in the course content.

Note: Teachers should give examples of engineering/technology applications of various concepts and principles in each topic so that students are able to appreciate learning of these concepts and principles. In all contents, SI units should be followed. Working in different sets of units can be taught through relevant software.

### LEARNING OUTCOMES

After undergoing this subject, the students will be able to:

- Identify physical quantities, parameters and select their units for use in engineering solutions.
- Find units and dimensions of different physical quantities.
- Represent physical quantities as scalar and vectors.
- Use basic laws of motions,
- Analyze and design banking of roads and apply conservation of momentum principle to explain recoil of gun etc.
- Define work, energy and power and their units. Solve problems about work and power
  - State the principle of conservation of energy.
  - Identify forms of energy, conversion from one form to another.
  - Compare and contrast the physical properties associated with linear motion and rotational motion and give examples of conservation of angular momentum.
  - Describe the surface tension phenomenon and its units, applications, effects of temperature on surface tension.
  - Describe the viscosity of liquids.
  - Define stress and strain, modulus of elasticity.
  - State Hooke's law.
  - Measure temperature in various processes on different scales.
  - Distinguish between conduction, convection and radiation.
  - Use equipments like Vernier caliper, screw gauge, Spherometer.
- Differentiate between Transverse and Longitudinal, Periodic and Simple Harmonic Motion.
- Explain the terms: frequency, amplitude, wavelength, wave velocity, frequency and relation between them.
- Explain various engineering and industrial applications of ultrasonic's.
- Apply acoustics principles to various types of buildings to get best sound effect.
- Explain the laws of reflection and refraction of light.
- Explain total internal reflection as applied to optical fibers.
- Define capacitance and its unit and solve simple problems using  $C=Q/V$



- Explain the role of free electrons in insulators, conductors and semiconductors.
- Application of semiconductors as diode, rectifiers, concept of transistors
- Explain electric current as flow of charge, the concept of resistance, heating effect of current.
- State and apply Ohm's law.
- Calculate the equivalent resistance of a variety of resistor combinations.
- Apply the concept of light amplification in designing of various LASER based instruments and optical sources.
- Apply the use of optical fiber in medical field and optical fiber communication.





## DETAILED CONTENTS

- 1. Units and Dimensions (11Hrs)**  
Definition of Physics, Physical quantities (Fundamental and derived),  
Units: fundamental and derived units,  
Systems of units: CGS, FPS, MKS, SI  
Definition of Dimensions;  
Dimensional formulae and SI units of physical quantities (distance, displacement, area, volume, velocity, acceleration, momentum, force, impulse, work, power, energy, pressure, surface tension, stress, strain)  
Principle of homogeneity of dimensions  
Dimensional equations, Applications of dimensional equations; checking of correctness of equation, Conversion of system of unit (force, work)
- 2. Force and Motion (14 Hrs)**  
Scalar and vector quantities –(Definition and examples),  
Addition of Vectors, Triangle & Parallelogram Law (Statement only),  
Scalar and Vector Product (statement and formula only)  
  
Definition of Distance, displacement, speed, velocity, acceleration  
Force and its units, concept of Resolution of force  
Newton's Law of motion (Statement and examples),  
Linear Momentum, conservation of momentum (Statement only), Impulse  
Circular motion: definition of angular displacement, angular velocity, angular acceleration, frequency, time period; Relation between linear and angular velocity.  
Centripetal and centrifugal forces(definition and formula only)  
Application of centripetal force in Banking of roads (derivation for angle of banking)
- 3. Work, Power and Energy (08 Hrs)**  
Work (Definition, Symbol, Formula and SI units)  
Energy (Definition and its SI units), Examples of transformation of energy.  
Kinetic Energy (Formula, examples and its derivation)  
Potential Energy (Formula, examples and its derivation)  
Law of conservation of mechanical energy for freely falling bodies (With . Derivation)  
Power (definition, formula and units)  
Simple Numerical problems based on formula of Power
- 4. Rotational Motion (05 Hrs)**  
Rotational motion with examples  
Definition of torque and angular momentum and their examples  
Conservation of angular momentum (quantitative) and its examples  
Moment of inertia and its physical significance, radius of gyration (definition, derivation and formula).
- 5. Properties of Matter (10 Hrs)**  
Definition of Elasticity, Deforming force, Restoring force, example of Elastic and plastic body,  
Definition of Stress and strain with their types,  
Hooke's law, Modulus of Elasticity (Young's, Bulk modulus and shear)



Pressure (definition, formula, unit), Pascal's Law  
Surface tension: definition, its units, applications of surface tension, effect of temperature on Surface tension  
Viscosity: definition, units, effect of temperature on viscosity  
Fluid motion, stream line and turbulent flow.

**6. Heat and temperature (05 Hrs)**

Definition of heat and temperature (on the basis of kinetic theory),  
Difference between heat and temperature  
Principles of measurement of temperature.  
Modes of transfer of heat (Conduction, convection and radiation with examples).  
Properties of heat radiation  
Different scales of temperature and their relationship

**7. Wave motion and its applications (09 Hrs)**

Wave motion, transverse and longitudinal wave motion with examples, Terms used in wave motion like displacement, amplitude, time period, frequency, wavelength, wave velocity; relationship among wave velocity, frequency and wave length .  
Simple Harmonic Motion (SHM): definition, examples  
Cantilever (definition, formula of time period (without derivation)).  
Free, forced and resonant vibrations with examples  
Acoustics of buildings – reverberation, reverberation time, echo, noise, coefficient of absorption of sound, methods to control reverberation time.  
Ultrasonic's: Introduction and their engineering applications (cold welding, drilling, SONAR)

**8. Optics (05 Hrs)**

Reflection and refraction with laws, refractive index, lens formula (no derivation), power of lens (related numerical problems).  
Total internal reflection and its applications, Critical angle and conditions for total internal reflection  
Microscope, Telescope (definition)  
Uses of microscope and telescope.

**9. Electrostatics (09 Hrs)**

Electric charge, unit of charge, conservation of charge.  
Coulombs law of electrostatics,  
Electric field, Electric lines of force (definition and properties), Electric field intensity due to a point charge.  
Definition of Electric flux, Gauss law (Statement and derivation)  
Capacitor and Capacitance (with formula and units), Series and parallel combination of capacitors (simple numerical problems)

**10. Current Electricity (08 Hrs)**

Electric Current and its Unit, Direct and alternating current,  
Resistance, Specific Resistance and Conductance (definition and units)  
Series and Parallel combination of Resistances.  
Ohm's law (statement and formula),  
Heating effect of current, Electric power and its units



### Kirchhoff's laws (statement and formula)

#### 11 Electromagnetism

(05 Hrs)

Introduction to magnetism, Types of magnetic materials. Dia, para and ferromagnetic materials with examples.

Magnetic field, magnetic intensity, magnetic lines of force, magnetic flux and their units  
Electromagnetic induction (definition)

#### 12. Semiconductor physics

(08 Hrs)

Definition of Energy level, Energy bands,

Types of materials (insulator, semi conductor, conductor) with examples,

Intrinsic and extrinsic semiconductors, p-n junction diode and its V-I characteristics

Diode as rectifier – half wave and full wave rectifier (centre tap only)

Semiconductor transistor; pnp and npn (Introduction only), symbol.

#### 13. Modern Physics

(08 Hrs)

Lasers: full form, principle, spontaneous emission, stimulated emission, population inversion, engineering and medical applications of lasers.

Fibre optics: Introduction to optical fibers (definition, parts), applications of optical fibers in different fields.

Introduction to nanotechnology (definition of nonmaterials with examples) and its applications.

### LIST OF PRACTICALS (To perform minimum fourteen experiments)

1. To find diameter of solid cylinder using a vernier caliper
2. To find internal diameter and depth of a beaker using a vernier caliper and hence find its volume.
3. To find the diameter of wire using screw gauge
4. To find thickness of paper using screw gauge.
5. To determine the thickness of glass strip using a spherometer
6. To determine radius of curvature of a given spherical surface by a spherometer.
7. To verify parallelogram law of forces
8. To determine the atmospheric pressure at a place using Fortin's Barometer
9. To determine force constant of spring using Hooke's law
10. Measuring room temperature with the help of thermometer and its conversion in different scale.
11. To find the time period of a simple pendulum
12. To determine and verify the time period of Cantilever
13. To verify ohm's laws by plotting a graph between voltage and current.
14. To verify laws of resistances in series combination.
15. To verify laws of resistance in parallel combination.
16. To find resistance of galvanometer by half deflection method
17. To verify laws of reflection of light using mirror.
18. To verify laws of refraction using glass slab.
19. To find the focal length of a concave lens, using a convex lens
20. To study colour coding scheme of resistance.

## INSTRUCTIONAL STRATEGY

Teacher may use various teaching aids like models, charts, graphs and experimental kits etc. for imparting effective instructions in the subject. Students need to be exposed to use of different sets of units and conversion from one unit type to another. Software may be used to solve problems involving conversion of units. The teacher should explain about field applications before teaching the basics of mechanics, work, power and energy, rotational motion, properties of matter etc. to develop proper understanding of the physical phenomenon. Use of demonstration can make the subject interesting and develop scientific temper in the students.

## MEANS OF ASSESSMENT

- Assignments and quiz/class tests, mid-term and end-term written tests, model/prototype making
- Actual laboratory and practical work, exercises and viva-voce

21.

## RECOMMENDED BOOKS

1. Text Book of Physics for Class XI (Part-I, Part-II); N.C.E.R.T., Delhi
2. Applied Physics, Vol. I and Vol. II by Dr. HH Lal; TTTI Publications, Tata McGraw Hill, Delhi
3. Concepts in Physics by HC Verma, Vol. I & Vol.II, Bharti Bhawan Ltd. New Delhi
4. Engineering Physics by PV Naik, Pearson Education Pvt. Ltd, New Delhi
5. e-books/e-tools/relevant software to be used as recommended by AICTE/ HSBTE/ NITTTR.



6. Practical Physics, by C. L. Arora, S Chand Publication

**Websites for Reference:**

<http://swayam.gov.in>

Section	Percentage of syllabus to be covered	Units to be covered	Type of assessment	Weightage of Marks	Pass Percentage
A	20%	Unit 1,2	1 <sup>st</sup> Internal	40%	40%(Combined in internal & final assessment)with minimum 25% marks in final assessment)
B	20%	Unit 3,4,5	2 <sup>nd</sup> Internal		
C	60%	Unit 6,7,8,9, 10,11, 12, 13	FINAL	60%	

**1.4 APPLIED CHEMISTRY**

## RATIONALE

The use of various chemical and chemical products in diverse technical and engineering field have repeatedly proved the importance of applied chemistry, which enhances its role to a new peak. On the other hand, ever increasing use of such materials will compel engineers, technocrats to acquire essential applied chemistry knowledge in order to select engineering material, which not only suit them but also provide more environmental compatibility. This situation demands principles of applied chemistry in diploma-engineering courses. Principles of Applied Chemistry will enable budding engineers and technocrats to develop scientific temper and appreciate physical, chemical and engineering properties of materials. Hence the subject of applied chemistry.

## LEARNING OUTCOMES

After undergoing this subject, the students will able to:

- Classify matter based on state of aggregation.
- Calculate percentage composition of chemical compounds.
- Substantiate the laws and principles on which structure of atom is established.
- Prepared solution of required concentration.
- Understand pH and prepare buffer solution and understand their significance in industrial processes such as electrolysis, electrochemical machining of materials etc.
- Explain various characteristics of water.
- Explain cause and facture factors which adversely affecting natural water quality and remedial measure available for water purification to achieve water quality standards required for domestic, agriculture and industrial applications .
- Explain chemistry and technology of industrial metal extraction processes.
- Explain chemistry of fuel and relative advantages.
- Select most efficient fuel for engine and engineering applications.
- Explain mechanism of lubrication andtheir advantages.
- Explain the chemistry of various polymers and plastics.
- Verify suitability and select polymer/ plastic material for engineering applications.

## DETAILED CONTENTS

### 1. Some Basic Concepts in Chemistry

**(8 Hrs)**

General introduction: Importance and scope of chemistry.



Classification of matter:

- a) Physical classification: Solid, Liquid and Gases (only definition with examples).
- b) Chemical Classification: elements, compounds and mixture (Definition and examples  
Types of mixture excluded).

Definition of atom, molecule, symbol and significance of symbol.

Molecular Formula, Writing the formula of compounds containing  $\text{Cl}^-$ ,  $\text{OH}^-$ ,  $\text{HCO}_3^-$

,  $\text{SO}_4^{2-}$ ,  $\text{CO}_3^{2-}$  and  $\text{NH}_4^+$ ,  $\text{Na}^+$ ,  $\text{K}^+$ ,  $\text{Ca}^{2+}$ ,  $\text{Mg}^{2+}$ ,  $\text{Fe}^{2+}$ ,  $\text{Zn}^{2+}$ ,  $\text{Fe}^{3+}$ ,  $\text{Al}^{3+}$  ions

Calculation of molecular mass (Atomic mass of constituents should be provided),

Calculation of mass percentage composition of elements in compound (Atomic masses of elements should be provided)

## 2. Structure of Atom

(8 Hrs)

Fundamental particles of atom: electron, proton and neutron, charge and mass of electron, proton and neutron.

Bohr's model of atom (postulates only) i.e concept of orbit or shell.

Atomic number (Z), mass number (A), calculation of protons, electrons and neutrons in  $^A_Z\text{X}$ .

Isotopes, isobars and isotones (definition with examples).

Concept of orbital (wave nature of electron), difference between orbit and orbital.

Principles of filling electrons in various orbital: a) Aufbau principle b) Hund's Rule of maximum multiplicity c) Pauli's exclusion principle.

Electronic configuration of atoms (upto  $Z=30$ )

## 3. Chemical Bonding

(5 Hrs)

Valence electrons, Lewis symbol.

Octet rule (Limitation excluded).

Chemical bond (definition) and its type.

Electrovalent or Ionic Bond with example of NaCl,

Covalent Bonding in  $\text{H}_2$ ,  $\text{O}_2$

## 4. Solution

(8 Hrs)





Definition of solution, Binary solution, aqueous solution.

Definition of solute, solvent.

Definition of acid and base and salt.

Definition of acidity and basicity.

Concentration of solution

Modes of expressing concentration of solution

a) Strength

b) Molarity (M)

c) Normality (N) and

d) simple numerical problems based on (a) and (b)

Definition of pH and industrial application of pH. (Numericals excluded)

## **5. Electrochemistry.**

**(8 Hrs)**

Electronic concept of oxidation, reduction

Definition of terms electrolyte, non electrolyte with example

Types of electrolytes: strong and weak with examples

Definition of electrolysis.

Faradays laws of electrolysis

Industrial applications of electrolysis: Electroplating, electrolytic refining, electrometallurgy.

## **6. General Principles of extraction of metals**

**(8 Hrs)**

Metals and Non-metals (definition)

Definition of Mineral, Chief Ores of iron, aluminum and copper.

Definition of metallurgy, types of metallurgy

General Steps of metallurgy

a) Crushing

b) Pulverization of ore

c) Concentration or purification of ore:

i) Gravity separation method ii) froth flotation method.

d) Oxidation of ore:

i) Roasting ii) Calcinations



e) Reduction:

i) Smelting (Pyrometallurgy) and ii) Electrolytic reduction

f) Refining of Metal:

i) Electrolytic refining

Definition of alloy, types of alloys and purpose of alloying.

## **7. Fuel**

**(8Hrs)**

Definition of fuel, classification of fuel a) on the basis of physical state b) on the basis of source.

Definition of calorific value

Characteristics of good fuel, advantages of gaseous fuel over solid fuels.

Coal- Proximate analysis of coal and its importance.

Fuel quality rating- octane number and cetane number (definition only)

Gaseous fuel: Composition, calorific value and application of CNG, LPG and biogas.

## **8. Water**

**(8 Hrs)**

Type of water: Soft and hard water.

Types of hardness of water

Units of hardness of water: ppm, mg/L (with simple numericals).

Disadvantages of using hard water in boiler. a) Scale and sludge formation

b) Boiler Corrosion c) Caustic embrittlement

Qualities of drinking (potable) water

## **9. Lubricants**

**(4 Hrs)**

Lubricant and lubrication.

Functions of lubricants.

Classification of lubricants: solid, semisolid and liquid lubricants with examples.

Type of lubrications – hydrodynamic and boundary lubrication with illustrative diagrams.

Properties of lubricants

a) Physical properties- viscosity, viscosity index, cloud point, pour point, flash point, fire point, oiliness

b) Chemical properties- TAN or TAV (Total acid number), emulsification, aniline



point and iodine value.

## 10. Polymer and Plastic

(5 Hrs)

Definition of polymer, Monomer, Degree of Polymerization

Monomer and uses of PE, PVC, PS, Teflon, Nylon-66, Bakelite

Brief introduction to addition and condensation polymers with suitable examples (PE, PVC, PS, Teflon, Nylon-66, Bakelite).

Definition of plastics, thermoplastic and thermosetting polymer with example, difference between thermoplastic and thermosetting polymers.

Uses of polymer and plastic in daily life and in industries.



## LIST OF PRACTICALS

1. Volumetric analysis and apparatus used their in.
2. To prepare standard solution of oxalic acid (N/20).
3. To determine the strength of given sodium hydroxide solution by titrating against standard oxalic

acid (N/10) solution using phenolphthalein as indicator.

4. Gravimetric analysis and apparatus used their in.
5. To determine the percentage of moisture in given sample of coal.
6. To determine the percentage of ash in given sample of coal.
7. To determine the percentage of volatile and non volatile substance in given mixture.
8. To determine the viscosity of lubricant by using Redwood viscometer.
9. To determine total acid number (TAN) or Total acid value of given lubricant (liquid).
10. Detection of iron metal in the given solution of rust.

## INSTRUCTIONAL STRATEGY

Teachers may take help of various models and charts while imparting instructions to make the concept clear. Awareness of the contents should be done through examples using you-tubes and subsequent discussions. More emphasis should be laid on discussing and explaining practical

Applications of various chemical process and reactions. In addition, students should be encouraged or motivated to study those processes in more details, which may find practical application in their future professional career.

## MEANS OF ASSESSMENT

- Assignments and quiz/class tests, mid-term and end-term written tests, model/prototype making
- Actual laboratory and practical work, exercises and viva-voce

## RECOMMENDED BOOKS

1. Chemistry in Engineering by J.C. Kuricose & J. Rajaram, Tata McGraw Hill, Publishing Company Limited, New Delhi.
2. Engineering Chemistry by P.C. Jain & Monika Jain, Dhanapat Rai Publishing Company, New Delhi.
3. Eagle's Applied Chemistry - I by S. C. Ahuja & G. H. Hugar, Eagle Prakashan, Jalandhar.
4. Engineering Chemistry – A Text Book by H. K. Chopra & A. Parmar, Narosa Publishing House, New Delhi.
5. Engineering Chemistry by Dr.Himanshu Pandey, Goel Publishing House, Meerut, India.
6. e-books/e-tools/relevant software to be used as recommended by AICTE/HSBTE/NITTTR.

## Websites for Reference

<http://swayam.gov.in>



Section	Percentage of syllabus to be covered	Units to be covered	Type of assessment	Weightage of Marks	Pass Percentage
A	20%	Unit 1, 2	1 <sup>st</sup> Internal	40%	40%(Combined in internal & final assessment)with minimum 25% marks in final assessment)
B	20%	Unit 3, 4	2 <sup>nd</sup> Internal		
C	60%	Unit 5, 6, 7, 8, 9, 10	FINAL	60%	



## APPLIED MECHANICS

L	T	P
2	-	2

### RATIONALE

(Common for Civil Engineering, Automobile Engineering, Mechanical Engineering, Production Engineering, Plastic Technology, Mechanical Engineering (Tool & Die), Mechanical Engineering (Production), Mechanical Engineering (CAD/CAM), Aircraft Maintenance Engineering, Packaging Technology, Mechatronics Engineering)

The subject Applied Mechanics deals with basic concepts of mechanics like laws of forces, moments, friction, centre of gravity, laws of motion and simple machines which are required by the students for further understanding of other allied subjects. The subject enhances the analytical ability of the students.

### LEARNING OUTCOMES

After undergoing this course, the students will be able to:

- Interpret various types of units and their conversion from one to another.
- Analyze different types of forces acting on a body and draw free body diagrams.
- Determine the resultant of coplanar concurrent forces.
- Use the principle of movement in various applications.
- Calculate the co-efficient of friction for different types of surfaces.
- Calculate the least force required to maintain equilibrium on an inclined plane.
- Determine the centroid/centre of gravity of plain and composite laminar and solid bodies.
- Determine velocity ratio, mechanical advantage and efficiency of simple machines

## DETAILED CONTENTS

### 1. Introduction

(06 Hrs)

Concept of engineering mechanics definition of mechanics, statics, dynamics, application of engineering mechanics in practical fields.

Different systems of units (FPS, CGS, MKS and SI) and their conversion from one to another e.g. density, force, pressure, work, power, velocity, acceleration ( Simple Numerical Problems), Fundamental Units and Derived Units.

Concept of rigid body, scalar and vector quantities

### 2. Laws of forces

(12 Hrs)

Definition of force, Bow's Notations, types of force: Point force/concentrated force & uniformly distributed force, effects of force, characteristics of a force.

Different force systems, principle of transmissibility of forces, law of super- position

Composition and resolution of coplanar concurrent forces, resultant force, method of composition of forces, laws of forces, triangle law of forces, polygon law of forces - graphically, analytically, resolution of forces

Free body diagram

Equilibrant force and its determination

Lami's theorem

[Simple problems on above topics]

### 3. Moment

(12 Hrs)

Concept of moment

Moment of a force and units of moment

Varignon's theorem (definition only)

Principle of moment and its applications (Levers – simple and compound, steel yard, safety valve, reaction at support)

Parallel forces (like and unlike parallel force), calculating their resultant

Concept of couple, its properties and effects

General conditions of equilibrium of bodies under coplanar forces

Position of resultant force by moment [Simple problems on the above topics]

### 4. Friction

(14 Hrs)

Definition and concept of friction, types of friction, force of friction, Limiting Friction.

Laws of static friction, coefficient of friction, angle of friction, angle of repose.

Equilibrium of a body lying on a horizontal plane, equilibrium of a body lying on a rough inclined plane.

Calculation of least force required to maintain equilibrium of a body on a rough inclined plane subjected to a force:

- a) Acting along the inclined plane
- b) At some angle with the inclined plane



#### Ladder friction

Advantages and Disadvantages of friction

Methods of increasing/decreasing the force of friction. [Simple problems on the above topics]

### 5. Centre of Gravity

(10 Hrs)

Concept, definition of centroid of plain figures and centre of gravity of symmetrical solid bodies, difference between centroid and C.G.

Determination of centroid of plain and composite lamina using moment method only, centroid of bodies with removed portion

Determination of center of gravity of solid bodies - cylinder, cube, cuboid and sphere; composite bodies and bodies with portion removed  
[Simple problems on the above topics]

### 6. Simple Machines

(16 Hrs)

Definition of Simple and compound machine (Examples)

Definition of load, effort, velocity ratio, mechanical advantage and efficiency of a machine and their relationship, law of machines

Definition of ideal machine, reversible and self locking machine

Effort lost in friction, Load lost in friction, determination of maximum mechanical advantage and maximum efficiency

System of pulleys (first, second, third system of pulleys), determination of velocity ratio, mechanical advantage and efficiency

Working principle and application of wheel and axle, Weston's Differential Pulley Block, simple screw jack, worm and worm wheel, single and double winch crab.

Expression for their velocity ratio and field of their application [Simple problems on the above topics]

## LIST OF PRACTICALS

1. Verification of the polygon law of forces using Gravesand's apparatus.

2. To verify the forces in different members of jib crane.
3. To verify the reaction at the supports of a simply supported beam.
4. To find the mechanical advantage, velocity ratio and efficiency in case of an inclined plane.
5. To find the mechanical advantage, velocity ratio and efficiency of a screw jack.
6. To find the mechanical advantage, velocity ratio and efficiency of worm and worm wheel.
7. To find mechanical advantage, velocity ratio and efficiency of single purchase crab.
8. To find out center of gravity of regular lamina.
9. To find out center of gravity of irregular lamina.
10. To determine coefficient of friction between three pairs of given surface.
- 11.

## INSTRUCTIONAL STRATEGY

Applied Mechanics being a fundamental subject, the teachers are expected to emphasize on the applications of “Applied Mechanics” in various subjects so that students are able to appreciate the importance of the subject. Students should also be made conversant with the use of scientific calculator to solve numerical problems.

Section	Percentage of syllabus to be covered	Units to be covered	Type of assessment	Weightage of Marks	Pass Percentage
<b>A</b>	20%	Unit 1,2	1 <sup>st</sup> Internal	40%	40%(Combined in internal & final assessment)with minimum 25% marks in final assessment)
<b>B</b>	20%	Unit 3	2 <sup>nd</sup> Internal		
<b>C</b>	60%	Unit 4 to 6	FINAL	60%	

## ENVIRONMENTAL STUDIES

L T P  
2 - 1

### RATIONALE

A diploma holder must have knowledge of different types of pollution caused due to industries and constructional activities so that he may help in balancing the ecosystem and controlling pollution by various control measures. He should also be aware of environmental laws related to the control of pollution. He should know how to manage the waste. Energy conservation is the need of hour. He should know the concept of energy management and its conservation.

### LEARNING OUTCOMES

After undergoing the subject, the student will be able to:

- Comprehend the importance of ecosystem and sustainable
- Demonstrate interdisciplinary nature of environmental issues
- Identify different types of environmental pollution and control measures.
- Take corrective measures for the abatement of pollution.
- Explain environmental legislation acts.
- Define energy management, energy conservation and energy efficiency
- Demonstrate positive attitude towards judicious use of energy and environmental protection
- Practice energy efficient techniques in day-to-day life and industrial processes.
- Adopt cleaner productive technologies
- Identify the role of non-conventional energy resources in environmental protection.
- Analyze the impact of human activities on the environment



## DETAILED CONTENTS

- 1. Introduction (4 Hrs)**
  - Basics of ecology, eco system- concept, and sustainable development, Resources renewable and non renewable.
- 2. Air Pollution (12 Hrs)**
  - Source of air pollution. Effect of air pollution on human health, economy, plant, animals. Air pollution control methods.
- 3. Water Pollution (16 Hrs)**
  - Impurities in water Cause of water pollution, Source of water pollution. Effect of water pollution on human health, Concept of dissolved O<sub>2</sub>, BOD, COD.  
Prevention of water pollution- Water treatment processes, Sewage treatment. Water quality standard.
- 4. Soil Pollution (14 Hrs)**
  - Sources of soil pollution
  - Types of Solid waste- House hold, Hospital, From Agriculture, Biomedical, Animal and human, excreta, sediments and E-waste
  - Effect of Solid waste
  - Disposal of Solid Waste- Solid Waste Management
- 5. Noise pollution (8 Hrs)**
  - Source of noise pollution, Unit of noise, Effect of noise pollution, Acceptable noise level, Different method of minimize noise pollution.
- 6. Environmental Legislation (10 Hrs)**
  - Introduction to Water (Prevention and Control of Pollution) Act 1974, Introduction to Air (Prevention and Control of Pollution) Act 1981 and Environmental Protection Act 1986, Role and Function of State Pollution Control Board and National Green Tribunal (NGT), Environmental Impact Assessment (EIA).
- 7. Impact of Energy Usage on Environment (6 Hrs)**
  - Global Warming, Green House Effect, Depletion of Ozone Layer, Acid Rain. Eco-friendly Material, Recycling of Material, Concept of Green Buildings.

## LIST OF PRACTICALS

Campus:

Puran Murti Campus

Kami Road, Sonapat (Delhi-NCR), Haryana - 131001, India

Contact no.:7438900900

Website: [www.puranmurti.com](http://www.puranmurti.com)

E-mail: [info@puranmurti.com](mailto:info@puranmurti.com)

1. Determination of pH of drinking water
2. Determination of TDS in drinking water
3. Determination of TSS in drinking water
4. Determination of hardness in drinking water
5. Determination of oil & grease in drinking water
6. Determination of alkalinity in drinking water
7. Determination of acidity in drinking water
8. Determination of organic/inorganic solid in drinking water
9. Determination of pH of soil
10. Determination of N&P (Nitrogen & Phosphorus) of soil
11. To measure the noise level in classroom and industry.
12. To segregate the various types of solid waste in a locality.
13. To study the waste management plan of different solid waste
14. To study the effect of melting of floating ice in water due to global warming

### INSTRUCTIONAL STRATEGY

In addition to theoretical instructions, different activities pertaining to Environmental Studies like expert lectures, seminars, visits to green house, effluent treatment plant of any industry, rain water harvesting plant etc. may also be organized.

### MEANS OF ASSESSMENT

- Assignments and quiz/class tests, mid-term and end-term written tests

### RECOMMENDED BOOKS

1. Environmental and Pollution Awareness by Sharma BR; Satya Prakashan, New Delhi.
2. Environmental Protection Law and Policy in India by Thakur Kailash; Deep and Deep Publications, New Delhi.
3. Environmental Pollution by Dr. RK Khitoliya; S Chand Publishing, New Delhi
4. Environmental Science by Deswal and Deswal; Dhanpat Rai and Co. (P) Ltd. Delhi.
5. Engineering Chemistry by Jain and Jain; Dhanpat Rai and Co. (P) Ltd. Delhi.
6. Environmental Studies by Erach Bharucha; University Press (India) Private Ltd., Hyderabad.
7. Environmental Engineering and Management by Suresh K Dhamija; S K Kataria and Sons, New Delhi.





Section	Percentage of syllabus to be covered	Units to be covered	Type of assessment	Weightage of Marks	Pass Percentage
A	20%	Unit 1,2	1 <sup>st</sup> Internal	40%	40%(Combined in internal & final assessment)with minimum 25% marks in final assessment)
B	20%	Unit 3	2 <sup>nd</sup> Internal		
C	60%	Unit 4,5,6,7	FINAL	60%	







## ENGINEERING GRAPHICS

L T P  
- - 3

### RATIONALE

Drawing is the language of engineers and technicians. Reading and interpreting engineering drawing is their day to day responsibility. The subject is aimed at developing basic graphic skills in the students so as to enable them to use these skills in preparation of engineering drawings, their reading and interpretation. The emphasis, while imparting instructions, should be to develop conceptual skills in the students following BIS SP 46 – 1988.

#### Note:

- i) First angle projection is to be followed
- ii) Minimum of 30 sheets to be prepared
- iii) Instructions relevant to various drawings may be given along with appropriate demonstrations, before assigning drawing practice to students
- iv) For better understanding, students should be encouraged to use engineering graph book, and computer based software like Auto CAD for free hand and orthographic projection practice.

### LEARNING OUTCOMES

After undergoing the subject, the students will be able to:

- Identify and use of different grades of pencils and other drafting instruments which are used in engineering field
- Draw free hand sketches of various kinds of objects.
- Utilize various types of lines used in engineering drawing.
- Read and apply different dimensioning methods on drawing of objects.
- Use different types of scales and their utilization in reading and reproducing drawings of objects and maps.
- Draw 2 - dimensional view of different objects viewed from different angles (orthographic views)
- Draw and interpret complete inner hidden details of an object which are otherwise not visible in normal view
- Generate isometric (3D) drawing from different 2D (orthographic) views/sketches
- Identify conventions for different engineering materials, symbols, sections of regular objects and general fittings used in Civil and Electrical household appliances
- Use AutoCAD or other drafting software for making fast engineering drawings and even animating the assembly drawings.

## **DETAILED CONTENTS**

### **1. Introduction to Engineering Drawing (4 sheets)**

Definition of Engineering Drawing, Introduction to drawing instruments, materials, layout and sizes of drawing sheets and drawing boards, engineering graph book, different grades of pencils to be used.

Different types of lines in engineering drawing as per BIS specifications  
Practice of vertical, horizontal and inclined lines

Principles of dimensioning: Types, elements, placing, different methods of dimensioning

Practice of geometrical figures such as –triangles, rectangles, circles, ellipses and parabola, hexagonal, pentagon with the help of drawing instruments.

Definition and classification of lettering, single stroke vertical and inclined lettering at 75° (alphabet and numerals)

Freehand letter writing and sketches of various kind of objects in graph Sketch book/graph paper.

### **2 Scales (2 sheets)**

Scales-their needs and importance (theoretical instructions), types of scales, definition of Representative Fraction(R.F.) and length of scale.

Construction of Plain and diagonal scale.

### **3 Orthographic Projection (5 sheets)**

Theory of orthographic projections (Elaborate theoretical instructions)

Projections of points in different quadrants

Projection of line (1<sup>st</sup> angle and 3<sup>rd</sup> angle)

Line parallel to both planes

Line perpendicular to any one of the principal plane

Line inclined to any one of the principal plane and parallel to other

Projection of Solid-Cube, Cuboids, Cone, Prism, pyramid

Three views of orthographic projections of different objects (At least one sheet in 3<sup>rd</sup> angle)

### **4 Sectioning and Identification of surfaces (2 sheets)**

4. 1 Identifications of surfaces, Importance and salient features of sectioning of objects.

4. 2 Description of full section, half section.

### **5 Isometric Views (2 sheets)**

Fundamental of isometric projections and isometric scale

Isometric views of different objects

### **6 Graphics using CAD (5 sheets )**

Meaning, requirement of computer graphics, CAD, screen structure and toolbars in AutoCAD, coordinate system, Drawing Limits, Units.

Practice of LINE command, coordinates-Absolute, incremental, polar. POLYLINE, CIRCLE(3P,2P, TTR), ARC, ELLIPSE

Using above geometrical commands for making figure e.g. triangle, rectangle, hexagon, pentagon, parabola.

Editing commands-Scale, erase, copy, stretch, lengthen and explode.

Use of SNAP, GRID and ORTHO mode for selection of points quickly. Use of these modes while picking points in LINE, CIRCLE, PLINE, ARC, ELLIPSE etc commands.

Drawing projections of lines and solids.

Drawing orthographic projections of different objects (at least 2 sheets )



AutoCAD for the isometric views sheets. Making single computer sheet showing all the three views and an isometric (in single split screen view) of any object showing understanding of use of AutoCAD in making isometric views – at least 1 sheet

**7 Common Symbols and conventions used in Engineering (1 sheet)**

Civil Engineering sanitary fitting symbols  
Electrical fitting symbols for domestic interior installations  
Safety symbols used in engineering works

**8 Development of surfaces (cylinder, cuboid, cone) (1 sheet)**

Parallel line, radial line method

(The teacher may explain both methods but will use one method in sheet in classroom and other method on sketchbook)

**9 Detailed and assembly drawing (3 sheets)**

Principle and utility of detailed and assembly drawings

Wooden joints i.e. corner mortise and tenon joint, Tee Halving joint, Mitre faced corner joint, Tee bridle joint, crossed wooden joint, cogg joint, dovetail joint, through Mortise and tendon joint, furniture drawing – freehand and with the help of drawing instruments

Making Wooden Joint sheets in AutoCAD, rendering & showing assembly animation at least 1 sheet

**10 Screw threads and threaded fasteners (5 sheets)**

10.1 Type of threads-external and internal threads, right and left hand threads (actual conventional representation), Single and multiple start thread.

10.2 Different forms of screw threads –V threads (B.S.W. threads, B.A thread, American National and Metric thread), Square threads (Square, Acme, buttress and Knuckle thread)

10.3 Different views of hexagonal and square nuts. Square and hexagonal headed bolt.

10. 4 Foundations bolts-Rag bolt, Lewis bolt, Curved bolt and eye bolt.

10. 5 Freehand sketches of various types of screws and studs.

**11 Keys and Cotters (3 sheets)**

11. 1 Various types of keys and cotters - their practical application, drawings of various keys and cotters showing keys and cotters in position.

11. 2 various types of Joints

-Spigot and Socket Joints

-Gib and cotter joint

-Knuckle joint

**12 Couplings (2 sheets)**

Introduction to coupling, their use and types

Muff coupling

Flange coupling (protected)

Flexible Coupling

**MEANS OF ASSESSMENT**

- Drawing sheets
- Assignments and quiz/class tests

**RECOMMENDED BOOKS**

Campus:

Puran Murti Campus

Kami Road, Sonapat (Delhi-NCR), Haryana - 131001, India

Contact no.:7438900900

Website: [www.puranmurti.com](http://www.puranmurti.com)

E-mail: [info@puranmurti.com](mailto:info@puranmurti.com)



1. A Text Book of Engineering Drawing by Surjit Singh; Dhanpat Rai & Co., Delhi
2. Engineering Drawing by PS Gill; SK Kataria & Sons, New Delhi
3. Elementary Engineering Drawing in First Angle Projection by ND Bhatt; Charotar Publishing House Pvt. Ltd., Anand
4. Engineering Drawing I & II by JS Layall; Eagle Parkashan, Jalandhar
5. Engineering Drawing I by DK Goel, GBD Publication.
6. CAD/CAM by J.S.Narang, Dhanpat Rai & Sons Publishers, New Delhi.
7. e-books/e-tools/relevant software to be used as recommended by AICTE/HSBTE/NITTTR.
8. Engineering Drawing with AutoCAD 2000 by T. Jeyapooran, Vikas Publishing House, Delhi
9. AutoCAD for Engineering Drawing Made Easy by P. Nageswara Rao; Tata McGraw Hill, New Delhi.

**Websites for Reference:**

<http://swayam.gov.in>

Section	Percentage of syllabus to be covered	Units to be covered	Type of assessment	Weightage of Marks	Pass Percentage
A	20%	Unit 1 ,2	1 <sup>st</sup> Internal	40%	40% (Combined in internal & final assessment) with minimum 25% marks in final assessment)
B	20%	Unit 3,4,5	2 <sup>nd</sup> Internal		
C	60%	Unit 6, 7, 8, 9, 10, 11, 12	FINAL	60%	





## **INFORMATION TECHNOLOGY**

**L T P**  
**- - 2**

### **RATIONALE**

Information technology has great influence on all aspects of life. Primary purpose of using computer is to make the life easier. Almost all work places and living environment are being computerized. The subject introduces the fundamentals of computer system for using various hardware and software components. In order to prepare diploma holders to work in these environments, it is essential that they are exposed to various aspects of information technology such as understanding the concept of information technology and its scope; operating a computer; use of various tools using MS Office/Open Office/Libre Office using internet etc.,. This exposure will enable the students to enter their professions with confidence, live in a harmonious way and contribute to the productivity.

#### **Note:**

Explanation of Introductory part should be demonstrated with practical work. Following topics may be explained in the laboratory along with the practical exercises. There will not be any theory examination.

### **LEARNING OUTCOMES**

After undergoing the subject, the students will be able to:

- Identify Computer hardware components, network components and peripherals.
- Explain the role of an operating System.
- Install system and application software.
- Explain the function of the system components including processor, motherboard and input-output devices.
- Use Word Processing software to prepare document.
- Use spreadsheet software to create workbooks and automate calculation.
- Use presentation software to create interactive presentation.
- Perform fundamental tasks common to most application software including print, save, edit, cut, copy, paste, format, spell and grammar check.
- Find and evaluate information on the Web.
- Install antivirus.
- Safeguard against online frauds, threats and crimes.



## TOPICS TO BE EXPLAINED THROUGH DEMONSTRATION

### 1. Basic Concepts of IT and Its Application

Information Technology concept and scope, applications of IT. in office, Air and Railway Ticket reservation, Banks financial transactions, E-Commerce and E- Governance applications etc., Ethics of IT, concept of online frauds, threats of IT crimes.

### 2. Computer Hardware:

Block diagram of a computer, components of computer system, CPU, Memory, Input devices; keyboard, Scanner, mouse etc; Output devices; VDU, LCD, Printers etc.

Primary and Secondary Memory: RAM, ROM, magnetic disks – tracks and sectors, optical disk (CD, DVD & Blue Ray Disk.), USB/Flash Drive.

### 3. Software Concepts:

System software, Application software, Virtualization software and Utility software, Introduction of Operating System, Installation of Window / linux, Features of OPEN OFFICE/MS\_OFFICE(MS word, Excel, PowerPoint) .

### 4. Internet Concepts:

Basics of Networking – LAN, WAN, Wi-Fi technologies and sharing of printers and other resources, Concept of IP addresses, DNS, introduction of internet, applications of internet like: e-mail and browsing, concept of search engine and safe searching. Various browsers like Internet explorer/Microsoft Edge, Mozilla Firefox, use of cookies and history, WWW (World Wide Web), hyperlinks, introduction to Anti-virus.

### LIST OF PRACTICAL EXERCISES

1. Given a PC, name its various components and peripherals. List their functions .
2. Installing various components of computer system and installing system software and application software
- 3 Installation of I/O devices, printers and installation of operating system viz. Windows/BOSS/ LINUX
4. Features of Windows as an operating system
  - Start
  - Shut down and restore
  - Creating and operating on the icons
  - Opening, closing and sizing the windows and working with windows interfacing elements (option buttons, checkbox, scroll etc.)
  - Using elementary job commands like – creating, saving, modifying, renaming, finding and deleting a file and folders
  - Changing settings like, date, time, colour (back ground and fore ground etc.)
  - Using short cuts
  - Using on line help

### 5. Word Processing (MS Office/Open Office)

- a) File Management:
  - Opening, creating and saving a document, locating files, copying contents in some different file(s), protecting files, giving password protection for a file
- b) Page set up:
  - Setting margins, tab setting, ruler, indenting
- c) Editing a document:
  - Entering text, cut, copy, paste using tool- bars
- d) Formatting a document:
  - Using different fonts, changing font size and colour, changing the appearance through

bold/italic/underlined, highlighting a text, changing case, using subscript and superscript, using different underline methods

- Aligning of text in a document, justification of document, inserting bullets and numbering
- Formatting paragraph, inserting page breaks and column breaks, line spacing
- Use of headers, footers: Inserting footnote, end note, use of comments, autotext
- Inserting date, time, special symbols, importing graphic images, drawing tools

e) Tables and Borders:

- Creating a table, formatting cells, use of different border styles, shading in tables, merging of cells, partition of cells, inserting and deleting a row in a table
- Print preview, zoom, page set up, printing options
- Using find, replace options

f) Using Tools like:

- Spell checker, help, use of macros, mail merge, thesaurus word content and statistics, printing envelopes and labels
- Using shapes and drawing toolbar,
- Working with more than one window .

## 6. Spread Sheet Processing (MS Office/Open Office)

- a) Starting excel, open worksheet, enter, edit, data, formulae to calculate values, format data, save worksheet, switching between different spread sheets

b) Menu commands:

Create, format charts, organise, manage data, solving problem by analyzing data.

Programming with Excel Work Sheet, getting information while working

c) Work books:

Managing workbooks (create, open, close, save), working in work books, selecting the cells, choosing commands, data entry techniques, formula creation and links, controlling calculations

Editing a worksheet, copying, moving cells, pasting, inserting, deletion cells, rows, columns, find and replace text, numbers of cells, formatting worksheet, conditional formatting

d) Creating a chart:

Working with chart types, changing data in chart, formatting a chart, use chart to analyze data

Using a list to organize data, sorting and filtering data in list

e) Retrieve data with query:

Create a pivot table, customizing a pivot table. Statistical analysis of data

f) Exchange data with other application:

Embedding objects, linking to other applications, import, export document.

## 7. PowerPoint Presentation (MS Office/Open Office)

a) Introduction to PowerPoint

- How to start PowerPoint
- Working environment: concept of toolbars, slide layout & templates.
- Opening a new/existing presentation
- Different views for viewing slides in a presentation: normal, slide sorter.

b) Addition, deletion and saving of slides

c) Insertion of multimedia elements

- Adding text boxes
- Adding/importing pictures
- Adding movies and sound
- Adding tables and charts etc.
- Adding organizational chart
- Editing objects



- Working with Clip Art
  - d) Formatting slides
    - Using slide master
    - Text formatting
    - Changing slide layout
    - Changing slide color scheme
    - Changing background
    - Applying design template
  - e) How to view the slide show?
    - Viewing the presentation using slide navigator
    - Slide transition
    - Animation effects, timing, order etc.
  - f) Use of Pack and Go Options.
8. Internet and its Applications
- a) Establishing an internet connection.
  - b) Browsing and down loading of information from internet.
  - c) Sending and receiving e-mail
    - Creating a message
    - Creating an address book
    - Attaching a file with e-mail message
    - Receiving a message
    - Deleting a message
  - d) Assigning IP Addresses to computers and use of domain names.
9. Functioning of Antivirus
- a) Installation and updation of an antivirus.
  - b) How to scan and remove the virus.

## INSTRUCTIONAL STRATEGY

Since this subject is practice oriented, the teacher should demonstrate the capabilities of computers to students while doing practical exercises. The students should be made familiar with computer parts, peripherals, connections and proficient in making use of MS Office/Open Office in addition to working on internet. The student should be made capable of working on computers independently.

## RECOMMENDED BOOKS

1. Fundamentals of Computer by V Rajaraman; Prentice Hall of India Pvt. Ltd., New Delhi
2. Computers Fundamentals Architecture and Organisation by B Ram, revised Edition, New Age International Publishers, New Delhi
3. Computers Today by SK Basandara, Galgotia publication Pvt Ltd. Daryaganj, New Delhi.
4. A First Course in Computer by Sanjay Saxena; Vikas Publishing House Pvt. Ltd., Jungpura, New Delhi
5. Computer Fundamentals by PK Sinha; BPB Publication, New Delhi
6. Fundamentals of Information Technology by Leon and Leon; Vikas Publishing House Pvt. Ltd., Jungpura, New Delhi
7. Fundamentals of Information Technology by Vipin Arora, Eagle Parkashan, Jalandhar

## INTERNET OF THINGS AND ARTIFICIAL INTELLIGENCE

**L T P**  
**- - 2**

### LEARNING OUTCOMES

At the end of this course, the students will be able to:

- Understand the concepts of Internet of Things
- Build small IoT applications
- Understand and analysing sensor generated data using analytic techniques in Excel

### DETAILED CONTENTS

- 1. Introduction to Internet of Things (IoT)** ( 8 hrs )
  - Applications, architecture, protocols
  - Characteristics of IoT
  - Physical Design/Logical Design of IoT
  - Functional blocks of IoT, Communication Models.
- 2. Basics of C language using Arduino IDE** ( 14 hrs )
  - Understating basics of Arduino IDE
  - Variables, datatype, loops, control statement, function
- 3 Practical using Arduino-interfacing sensors** ( 28 hrs )
  - i. Interfacing Light Emitting Diode(LED)- Blinking LED
  - ii. Interfacing Button and LED – LED blinking when button is pressed
  - iii. Interfacing Light Dependent Resistor (LDR) and LED, displaying automatic night lamp
  - iv. Interfacing Temperature Sensor(LM35) and/or humidity sensor (e.g. DHT11)
  - v. Interfacing Liquid Crystal Display(LCD) – display data generated by sensor on LCD
  - vi. Interfacing Air Quality Sensor-pollution (e.g. MQ135) - display data on LCD , switch on LED when data sensed is higher than specified value.
  - vii. Interfacing Bluetooth module (e.g. HC05)- receiving data from mobile phone on Arduino and display on LCD
  - viii. Interfacing Relay module to demonstrate Bluetooth based home automation application. (using Bluetooth and relay).
- 4 Introduction to Artificial Intelligence (AI), Machine Learning (ML), Deep Learning (DL).** ( 20 hrs )



- Role of AI in IoT and its applications
- Managing and Analysing data generated by IoT devices – Big Data
- Machine learning (ML) Techniques e.g. classification, linear regression, etc.
- Numerical based on above techniques.
- Understanding excel for analysing data

**INSTRUCTIONAL STRATEGY:**

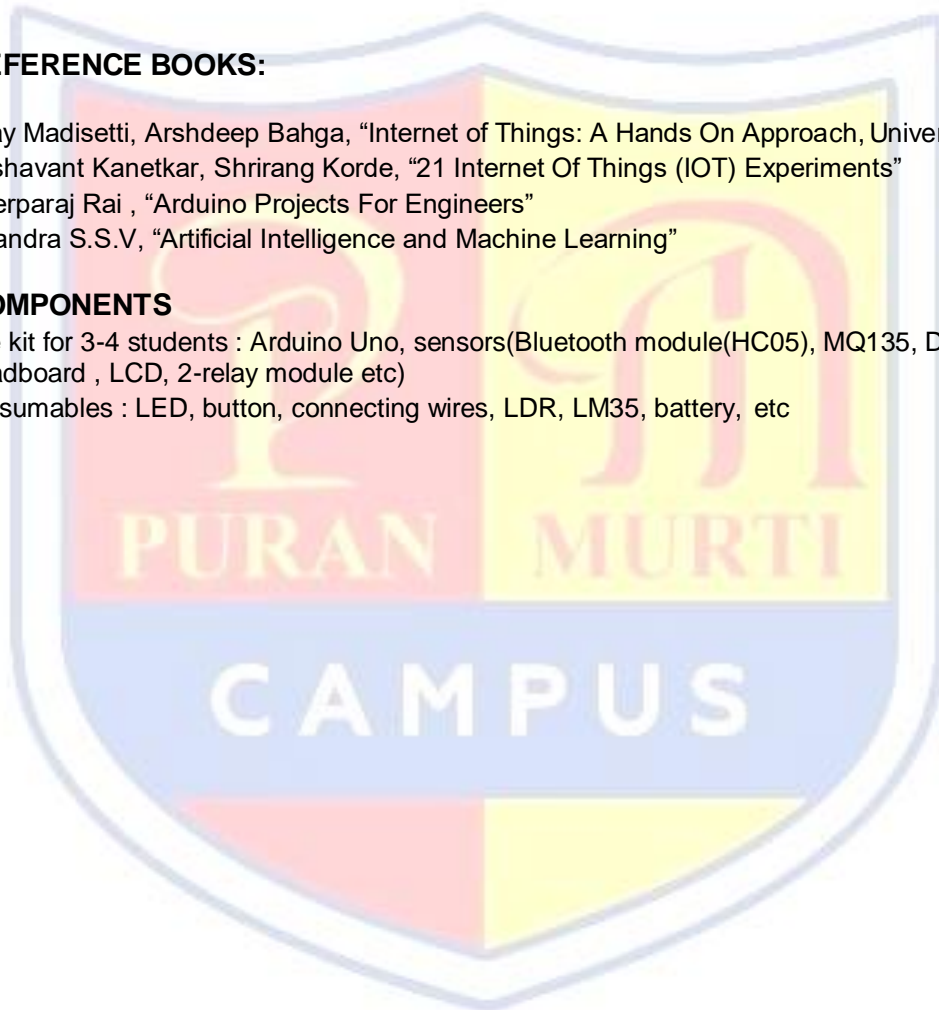
Since this subject is practical oriented, the teacher should demonstrate functioning of various sensors and demonstrate building of IoT applications. Solution to various regression and classification problems should also be built.

**LIST OF REFERENCE BOOKS:**

1. Vijay Madiseti, Arshdeep Bahga, "Internet of Things: A Hands On Approach, University Press
2. Yashavant Kanetkar, Shrirang Korde, "21 Internet Of Things (IOT) Experiments"
3. Neerparaj Rai, "Arduino Projects For Engineers"
4. Chandra S.S.V, "Artificial Intelligence and Machine Learning"

**LIST OF COMPONENTS**

1. One kit for 3-4 students : Arduino Uno, sensors(Bluetooth module(HC05), MQ135, DHT11, breadboard , LCD, 2-relay module etc)
2. Consumables : LED, button, connecting wires, LDR, LM35, battery, etc





## GENERAL WORKSHOP PRACTICE

### SCHEDULING

L	T	P
-	-	3

(Common for Agriculture Engineering, Automobile Engineering, Aircraft Maintenance Engineering, Civil Engineering, Mechanical Engineering, Mechanical Engineering (Tool & Die), Mechanical Engineering (Production), Mechanical Engineering (CAD/CAM), Production Engineering, Packaging Technology, Plastic

The students will visit the different workshops in two major rounds in a year. In 1<sup>st</sup> round, they will learn basic skills of each workshop and in 2<sup>nd</sup> round, they will refine their skills further.

### RATIONALE

In order to have a balanced overall development of diploma engineers, it is necessary to integrate theory with practice. General workshop practices are included in the curriculum in order to provide hands-on experience about use of different tools and basic manufacturing practices. This subject aims at developing general manual and machining skills in the students. In addition, the development of dignity of labour, safety at work place, team working and development of right attitude are the other objectives.

### LEARNING OUTCOMES

After completing the course, the students will be able to:

- Identify tools and equipment used and their respective functions.
- Identify different types of materials and their basic properties.
- Use and take measurements with the help of basic measuring tools/equipment.
- Select materials, tools, and sequence of operations to make a job as per given specification/drawing.
- Prepare simple jobs independently and inspect the same.
- Inspect visually to identify various types of defects in different type of materials.
- Follow safety procedures and precautionary measures.
- Use safety equipment and Personal Protection Equipment (PPE).
- Maintain good housekeeping practices.

## DETAILED CONTENTS (PRACTICAL EXERCISES)

### 1<sup>st</sup> ROUND

#### Workshop Safety Induction Session:

First turn of each shop shall be dedicated to safety practices and the contribution of safety to quality. The safety aspects should be categorised into 3 categories

- PSS (Process Safety System)
- SSS (Safety Shutdown System)
- ESD (Emergency Shutdown) or Emergency Depressurisation System. The following practices should be included:
  - Use of PPE (Personal Protection Equipment)
  - Use of Safety Equipment like fire extinguishers etc.
  - Paramedic teaching suite, First aid
  - Reports to be prepared for the damages
  - At the end of this session the student must sign "Student Safety Declaration form".

**Note:** The students are supposed to come in proper workshop dress prescribed by the institute. Wearing shoes in the workshop(s) is compulsory. Importance of safety and cleanliness, safety measures and upkeep of tools, equipment and environment in each of the following shops should be explained and practiced. The students should prepare sketches of various tools/jobs in their practical Notebook.

The following shops are included in the syllabus:

1. Welding Shop – I
2. Fitting Shop – I
3. Sheet Metal Shop – I
4. Electric Shop - I
5. Carpentry Shop – I
6. Smithy Shop – I
7. Painting Shop

## **WELDING SHOP – I**

Introduction and importance of welding process as compared to other material joining processes. Specifications and type of ARC welding machines, parts identification, classification, selection and coding of electrodes, welding parameters, welding joints and welding positions. Common weldable Materials, safety precautions, use of PPEs, welding screens, Hazards and remedies during welding, Elementary symbolic representations, demo of types of welding defects.

Jobs to be prepared

Job I Practice of striking arc (Minimum 4 continuous beads on 100 mm long M.S. flat).

Job II Practice of depositing beads on plate at different current levels. (Minimum 4 beads on M.S. plate at four setting of current level and differentiating their characteristics).

Types of joints and their edge preparations:

Job III Preparation of lap joint using arc welding process.

Job IV Preparation of butt joint using arc welding process. (100 mm long).

Job V Preparation of T Joint using arc welding (100mm x 6 mm M.S.

Flat).

## **2. FITTING SHOP – I**

Introduction and Practical Importance of fitting jobs

Basic deburring processes.

Introduction to fitting shop tools, marking and measuring devices/equipment.

Identification of materials. (Iron, Copper, Stainless Steel, Aluminium etc.)

Identification of various steel sections (flat, angle, channel, bar etc.).

Introduction to various fitting shop operations/processes (Hacksawing, Drilling, Chipping and Filing). Demonstration of wrong fitting practices causing damage to filed surfaces(outsized, out angled etc.) and tool/blade breakages.

Jobs to be prepared:

Job I Marking of job, use of marking tools and various types of files, use of tri square, surface plate, filing and use of measuring instruments. (Zero error and least count of Vernier calliper, Micrometer and Vernier height gauge).

Job II Filing a rectangular/square piece to maintain dimensions within an accuracy of  $\pm 0.5$  mm.

Job III Making a cut-out from a square piece of MS flat using hand hacksaw and chipping.

## **3. SHEET METAL SHOP – I**

3.1. Introduction and practical importance of sheet metal jobs, use of hand tools and accessories e.g. different types of hammers, hard and soft mallet, sheet and wire gauge, necessary allowance required during job fabrication, selection of material.

Introduction and demonstration of hand tools used in sheet metal shop.

Introduction and demonstration of various machines and equipment used in sheet metal shop e.g.

Shearing Machine, Bar Folder, Burring Machine, Turning Machine, Wiring Machine, Setting Down Machine, Forming Machine, Stake etc.

Introduction and demonstration of various raw materials used in sheet metal shop

e.g. black-plain sheet, galvanized-iron plain sheet, galvanised corrugated sheet, aluminium sheet etc.

Study of various types of nuts, bolts, rivets, screws etc.

Job I Shearing practice on a sheet using hand shears.

Job II Prepare a seam joint of G.I. Sheet

Job III Practice on making Single (/double) riveted lap joint/Butt Joint.

Job IV Development of sheet for preparation of cubical container (300x150x25 mm)

#### **4. ELECTRIC SHOP - I**

Study, demonstration and identification of common electrical materials with standard ratings and specifications such as wires, cables, switches, MCB & ELCB, fuses, cleats, clamps and allied items, tools and accessories.

Study of electrical safety measures and protective devices.

Job I Identification of phase, Neutral and Earth wires for connection to domestic electrical appliances and their connections to three pin plugs. Difference between series and parallel wiring.

Job II Carrying out house wiring circuits using fuse, switches, sockets, ceiling rose etc. in batten or P.V.C. casing-caping. Demo of conduit wiring through junctions

Job III To prepare a three level Godown wiring circuit with PVC conduit wiring system.

Introduction to the construction of lead acid battery, its working and its specification parameters(maH, specific gravity), precautions while handling battery, Introduction to battery charger and its functioning. Types of charging

Job IV Installation of battery and connecting two or three batteries in series and parallel and its effect. Charging a battery and testing with hydrometer and cell tester

Introduction to solar energised lighting or water heater system and their defects.

Job V Installation of Solar cells, costing according to capacity

#### **5. CARPENTRY SHOP - I**

Introduction and industrial applications of carpentry jobs.

Name and use of raw materials used in carpentry shop : wood & alternative materials(board, plywood)

Names, uses, care, precautions and maintenance of hand tools such as different types of Saws, C-Clamp, Chisels, Mallets, Carpenter's vices, Marking gauges, Try-squares, Rulers and other commonly used tools and materials used in carpentry shop by segregating as cutting tools, supporting tools, holding tools , measuring tools etc.

Specification of tools used in carpentry shop.

Identification of different types of Timbers, their properties, uses & defects. Study of the joints in roofs, doors, windows and furniture available in Polytechnic

Seasoning of wood and its need.

Estimation of wood.

Practice

Practices for Basic Carpentry Work

Sawing practice using different types of saws

Assembling jack plane — Planning practice including sharpening and blade adjustment of jack plane cutter

Chiselling practice using different types of chisels including sharpening of chisel

Making of different types of wooden pin and fixing methods. Marking measuring and inspection of jobs.

Housekeeping practices and instructions.

Job Practice

Job 1 Marking, sawing, planning to size , chiselling and their practice

Job II Half Lap Joint (cross, L or T – any one)

Job III Mortise and Tenon joint (T-Joint)

Job IV Dove tail Joint (Half lap dovetail joint or Bridle Joint)



## 6. SMITHY SHOP - I

Introduction and industrial applications of smithy jobs.

Purpose of Smithy shop

Different types of Hearths used in Smithy shop, Types of fuel used and maximum temperature obtained

Purpose, specifications, uses, care and maintenance of various tools and equipments used in hand forging by segregating as cutting tools, supporting tools, holding tools, measuring tools, punches etc.

Types of raw materials used in Smithy shop

Uses of Fire Bricks & Clays in Forging workshop.

Practice

Practice of firing of hearth/Furnace, Cleaning of Clinkers and Temperature Control of Fire.

Practice on different basic Smithy/Forging operations such as Cutting, Upsetting, Drawing down, Setting down, Necking, Bending, Fullering,

Swaging, Punching and Drifting

- a) Demonstration — Making cube, hexagonal cube, hexagonal bar from round bar

Practice of Simple Heat treatment processes like Tempering, Normalizing, and Hardening etc

Job Practice: Job Preparation

Job I Making a cold / hot, hexagonal flat chisel including tempering of edges.

Job II Production of utility goods e.g. hexagonal bolt / square shank boring tool, fan hook (long S-type) [Two jobs are to be done by the students].

Job III To prepare a cube from a M.S. round by forging method.

## 7 PAINTING SHOP

Introduction to painting shop and its necessity. Different types of paints. Introduction of powder coating plant and spray painting with their uses.

Job I Preparation of surface before painting such as cleaning, sanding, applying putty, filling procedure and application of primer coat and painting steel item.

Job II Painting practice by brush on MS sheet Job III Practice of dip painting

Job IV Practice of lettering: name plates / sign board

Job V Polishing and painting on wooden and metallic surfaces(furniture or utility of Polytechnic)

Job VI Practical demonstration of powder coating

Job VII Practical demonstration of spray painting on a utility object



## 2<sup>nd</sup> ROUND

### DETAILED CONTENTS (PRACTICAL EXERCISES)

The following shops are included in the syllabus.

- 1 Welding Shop – II
- 2 Fitting Shop – II
- 3 Sheet Metal Shop – II
- 4 Electric Shop -II
- 5 Carpentry Shop – II
- 6 Smithy Shop – II (Not for Civil Engg. Branch)
- 7 Plumbing Shop (only for Civil Engg. Branch)

#### 1. WELDING SHOP – II

Introduction to gas welding, gas welding equipment, introduction to soldering and brazing, introduction to resistance welding, safety precautions.

Jobs to be prepared

Job I Identification and adjustment of various types of gas flames.

Practice them on pipe joint in round and linear fashion

Job II Preparation of lap joint on 75 mm × 35 mm × 3mm M.S. plate using gas welding.

Job III Preparation of butt joint on 75mm×35mm×3mm M.S.flat using gas welding process.

Job IV Preparation of a small cot frame (M.S. steel bed frame) from M.S. conduit pipe using gas welding process.

Job V Preparation of a square pyramid from M.S. rod by welding (Arc or Gas welding).

Job VI Practice of Spot/Seam welding or repair of an iron furniture of institute or demo of Gas cutting process

#### 2. FITTING SHOP – II

Care and maintenance of various measuring tools.

Handling of measuring instruments, finding least count and checking of zero error. Use of dial gauges and feeler gauges.

Description and demonstration of various types of drills, taps and dies.

Selection of drills and taps.

Precautions while drilling soft metals (Aluminium, Copper, Brass etc.).

Job I Drilling practice on soft metals-Aluminium

Job II Preparation of a job by filing on non ferrous metals upto an accuracy of  $\pm 0.1$  mm.

file and make angle, surfaces (Bevel gauge accuracy 1 degree) make simple open and sliding fits Inside square fit, make combined open and sliding fit, straight sides

Job III Step fit(.02mm accuracy) or angular V fit(30 minute) or radius fitting(40x40x3mm MS sheet)

Sliding fitting, Diamond fitting, Lapping flat surfaces using lapping plate. Application of lapping, material for lapping tools, lapping abrasives, charging of lapping tool. Surface finish importance, equipment for testing-terms relation to surface finish

Job IV MT fit or H fit with highest lapped accuracy to be checked by feeler gauge or any as deemed to be.

### 3. SHEET METAL SHOP - II

Introduction to various metal forming processes e.g. Spinning, Punching, Blanking, cup drawing  
Introduction to soldering and brazing.  
Introduction to metal spinning process.

Job I Preparation of job involving shearing, circular shearing, rolling, folding, beading and soldering process e.g. Funnel/oil can/bucket or any other job involving above operations.

Job II Exercise on job involving brazing process

Job III Spinning a bowl/cup/saucer

Job IV Visit to a sheet metal industry e.g. coach builders etc.

### 4. ELECTRIC SHOP – II

Introduction to single phase and three phase supply and wiring system. Importance of three phase supply (R/Y/B)& its sequence and wiring system.

Job I Connecting Generator and 3 phase wiring through Change over Switch.

Estimating and costing of power consumption

Job II Connecting single phase energy meter with supply and load.

Reading and working out power consumption and cost of energy.

Study of internal wiring diagram of common electrical appliances such as auto electric iron, electric kettle, ceiling/table fan, desert cooler etc. Demonstration of

Dismantling, servicing and reassembling of table/ceiling fan, air-cooler, auto electric iron, heater etc.

Job III Dismantling, servicing and reassembling of any of the above electrical appliances, finding faults with series testing lamp and millimeter.

Testing and reversing direction of rotation of single phase and three phase motors.

Job IV Acceptance Testing of single phase/three phase motors by using voltmeter, ammeter and tachometer.

Job V Reversing direction of rotation of single phase and three phase motors.

Identification and familiarization with the following tools:

Tweezers, Screw Drivers (Different sizes), Insulated pliers, Cutters, Sniper, Philips Screw driver (star screw driver), L-Keys, Soldering Iron and their demonstration and uses.

Job VI Practice on joining using soldering flux and removing components/wires by disordering

### 5. CARPENTRY SHOP – II

Introduction to joints, their relative advantages and uses.

Job I Preparation of glued joint. \*

Job II Preparation of mitre joint \*

Job III Preparation of a lengthening joint \*

\* These jobs should be more prepared for utility articles like coat-hanger, shoe-rack, book-shelf etc.

Demonstration of job showing use of Rip Saw, Bow saw and Tenon saw, method of sharpening various saws.

Demonstration of job on Band Saw and Circular Saw, Chain and Chisel, Universal wood working machine, Saw re-sharpening machine, Saw Brazing unit.

Importance and need of polishing wooden items, Introduction to polishing materials.

Practice on Wood Working Lathe

a) Safety precaution on wood working machines

b) Study of wood working lathe

- c) Sharpening of lathe tools
- d) Setting of jobs and tools
- e) Different type of wood turning practice

Job IV a) Making Handles of chisels/files/screw drivers etc.

b) Making legs of cabinets: Straight, Tapered and Ornamental

Job V Repair of wooden furniture of the Institute

## 6. SMITHY SHOP – II (Not for Civil Engg Branch)

Introduction to various heat treatment processes e.g annealing, hardening, tempering, normalizing etc.

Description of various types of power hammers and their usage (Demonstration only).

Job I To forge a ring to acquaint the students with forge welding.

Job II To forge a chisel and acquaint the students with simple idea of hardening and tempering.

Job III To forge squares on both ends of a circular rod.\*

Job IV To prepare a job involving drawing down

Process\*

\* Prepare utility articles like screw drivers, hinges, hexagonal nut, gib head key, chain links

## 7. PLUMBING SHOP (only for Civil Engg. Branch)

- a) Introduction to various types of threads (internal and external)-single start, multi-start, left hand and right hand threads.
- b) Description and demonstration of various types of drills, taps and dies. Selection of dies for threading, selection of drills, taps and reamers for tapping operations.
- c) Introduction to use of plumbing tools like pipe wrench , plumber vice and materials like Putty,

- a) Thread, duct(Teflon) tape, epoxy resin, araldite, m-seal.

Job I Making internal and external threads on a job by tapping and dieing operations (manually)

- b) Precautions while drilling soft metals, e.g. copper, brass, aluminium etc.

Job II Fitting of all components of wash basin and ball valve in a tank

Job III Practice on opening a jammed pipe(MS or PVC) joint with least damage and repair of a leaking joint, reconditioning of a tap.

Job IV Preparation of job involving thread on GI pipe/ PVC pipe and fixing of at least 5 types of fittings (viz. elbow, tee, union, socket, reducer, nipple, stopcock, taps etc)

## MEANS OF ASSESSMENT

- ☐ Workshop jobs
- ☐ Report writing, presentation and viva voce

## RECOMMENDED BOOKS

1. Workshop Technology I,II,III, by SK Hajra, Choudhary and AK Choudhary; Media Promoters and Publishers Pvt. Ltd. Mumbai.
2. Workshop Technology Vol. I, II, III by Manchanda; India Publishing House, Jalandhar.
3. Workshop Training Manual Vol. I, II by S.S. Ubhi; Katson Publishers, Ludhiana.
4. Manual on Workshop Practice by K Venkata Reddy; MacMillan India Ltd., New Delhi
5. Basic Workshop Practice Manual by T Jeyapoovan; Vikas Publishing House (P) Ltd., New Delhi
6. Workshop Technology by B.S. Raghuvanshi; Dhanpat Rai and Co., New Delhi
7. Workshop Technology by HS Bawa; Tata McGraw Hill Publishers, New Delhi
8. e-books/e-tools/relevant software to be used as recommended by AICTE/HSBTE/NITTTR.

## Websites for Reference:

<http://swayam.gov.in>

